


POPPlus

Set-up Instructions




1

Open the frame.



2

Join frame connectors.




3

Single bar -
Inserting top onto the bottom
of the hub above and snapping
bottom of the bar in place on
the hub below.



4

Hang panel by hooking
the notch on top ends of the panel
over screws and allow the
edge of the panels to
align to the center of
the channel bar.



Option

Case converts to
Podium Kit:

By wrapping fabric
around the case and
attaching velcro hook
at end of panel to
fabric on the panel.

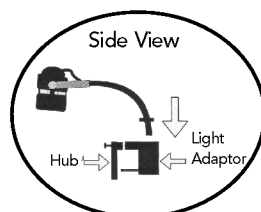
a




b

The lid is placed over
the top of the case to
finish podium kit.

Option Lights



Insert light into
adaptor on the
back of top hub



Complete