

POPColumn

Set-up Instructions




1

Open frame.




2

Join connectors.



3

Open frame, join connector and insert channel bars by inserting top onto the bottom of the hub above and snapping bottom of the bar in place on the hub below.




4

Hang panels by hooking the notches on the top ends of the panel over screws and allow edge of panel to align to the center of the channel bars.



5

Flat panel with case conversion kit



Option: Backlighting
Hang fluorescent lights on back where frames are connected.



Option: Rotation
Attach deck to motor and then attach frame to deck.