


# InstaPOP


# Set-up Instructions



**1**

Open frame until it self locks - fully extended.

Note: Grey hubs should be along the top.



**2**

Attach 3 piece channel bar by sliding top of the bar with 2 screws over knob on the top hub. Then, pushing the bar on to the knob on the next hub and repeat until bar is secured on all hubs.



**3**

Lights  
The 3-in-1 bar:  
The light fits over channel bar

Note: The lights should be attached before the panels are hung.



**4**

Hang panels by hooking the knobs on the top ends of panels over screws and allow the edge of the panel to align to the centre of the channel bar.




**5**

Case conversion to Podium Kit: The panel wraps around the case and the hook velcro attaches to the fabric on the wrap.



**6**

The lid is placed over the top of the case



Complete